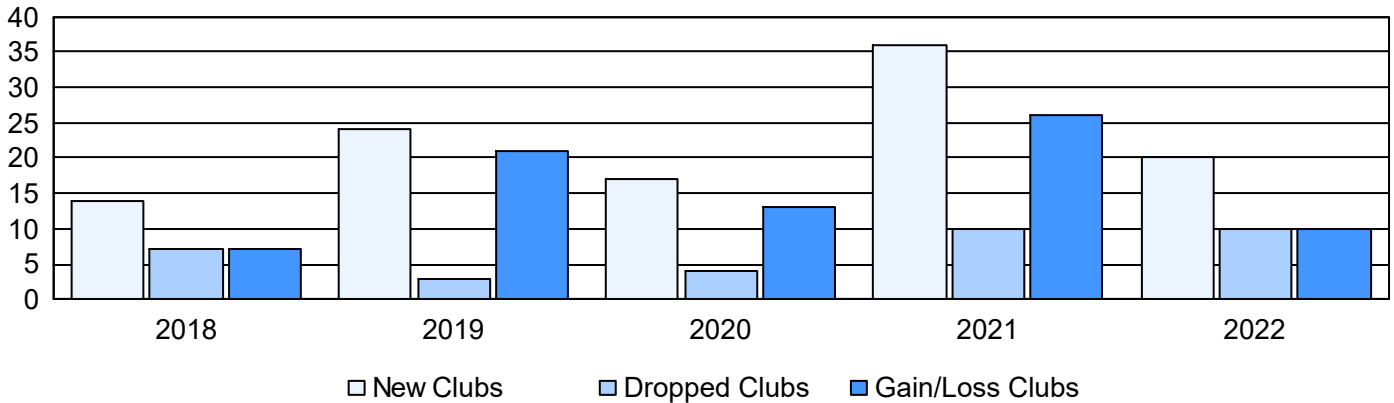
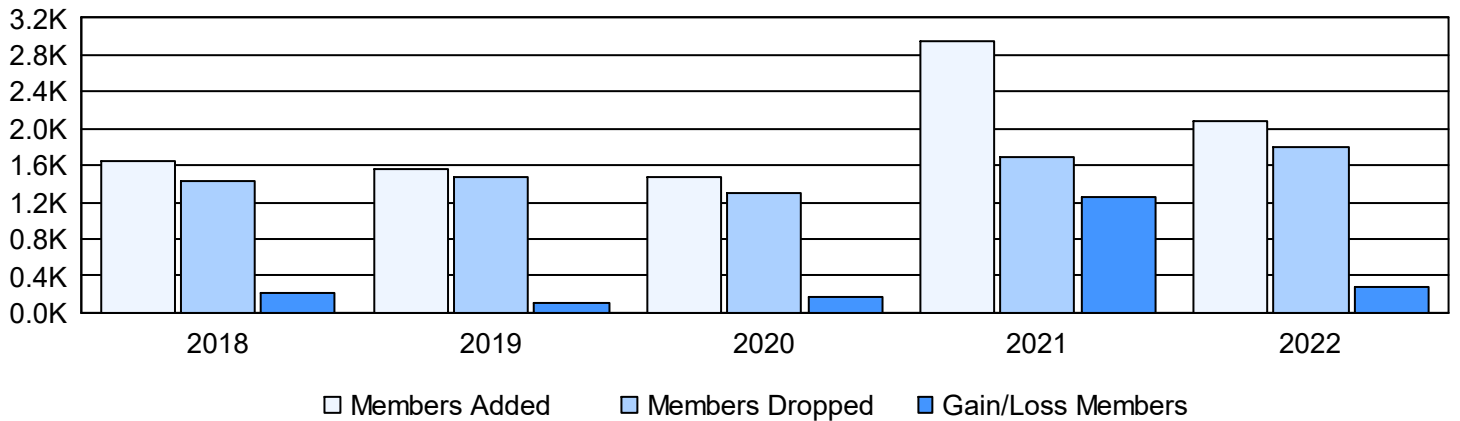


| Year           | New Clubs | Dropped Clubs | Gain/ Loss Clubs | New Members  | Charter Members | Reinstate Members | Transfer Members | Total Member Added | Total Members Dropped | Gain/ Loss Members |
|----------------|-----------|---------------|------------------|--------------|-----------------|-------------------|------------------|--------------------|-----------------------|--------------------|
| 2017-2018      | 14        | 7             | 7                | 1,186        | 383             | 37                | 41               | 1,647              | 1,439                 | 208                |
| 2018-2019      | 24        | 3             | 21               | 837          | 639             | 63                | 31               | 1,570              | 1,467                 | 103                |
| 2019-2020      | 17        | 4             | 13               | 797          | 585             | 66                | 19               | 1,467              | 1,302                 | 165                |
| 2020-2021      | 36        | 10            | 26               | 1,657        | 1,150           | 93                | 44               | 2,944              | 1,680                 | 1,264              |
| 2021-2022      | 20        | 10            | 10               | 1,336        | 655             | 54                | 42               | 2,087              | 1,804                 | 283                |
| <b>Average</b> | <b>22</b> | <b>7</b>      | <b>15</b>        | <b>1,163</b> | <b>682</b>      | <b>63</b>         | <b>35</b>        | <b>1,943</b>       | <b>1,538</b>          | <b>405</b>         |

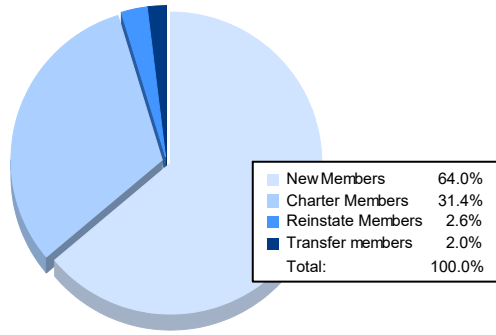
### Clubs



### Members



### Membership Composition June 2022 Cumulative



### Gender Composition June 2022 Cumulative

